



■ Vers. 064




■ Vers. N46



■ Vers. 272+291+076+N038+N052

SCHEMA'S

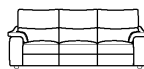
97cm / 38"



46cm / 18"

064


97cm / 38"



064


100cm / 39"

231cm / 91"



009


97cm / 38"



009

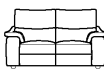
100cm / 39"

208cm / 82"



005

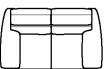
97cm / 38"



005

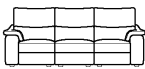
100cm / 39"

168cm / 66"



005

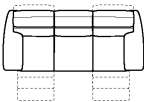
97cm / 38"



N55


100-158cm / 39-62"

233cm / 92"



N55

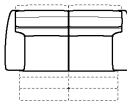
97cm / 38"



N46

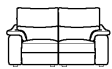
100-158cm / 39-62"

210cm / 83"



N46

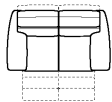
97cm / 38"



N93


100-158cm / 39-62"

170cm / 67"



N93


97cm / 38"



272/274


100cm / 39"

97cm / 38"



272/274


97cm / 38"



000/002


100cm / 39"

85cm / 33"



000/002


97cm / 38"



047/049


159cm / 63"

97cm / 38"



047/049


97cm / 38"



291


100cm / 39"

76cm / 30"



291


97cm / 38"



001


100cm / 39"

63cm / 25"




001

97cm / 38"




076

115cm / 45"



076


97cm / 38"



N50/N52


100-158cm / 39-62"

97cm / 38"



N50/N52


97cm / 38"



N00/N02


100-158cm / 39-62"

85cm / 33"



N00/N02


97cm / 38"



N38


100-158cm / 39-62"

76cm / 30"



N38


97cm / 38"



N25


100-158cm / 39-62"

63cm / 25"



N25

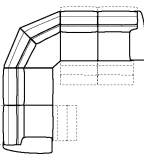
830



830

VOORBEELDEN VAN

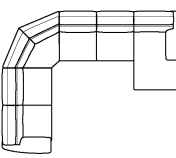
297cm / 117"



297cm / 117"

N50+291+076+N38+N52

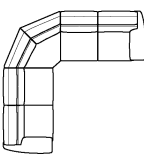
364cm / 143"



288cm / 113"

272+291+076+291+291+049

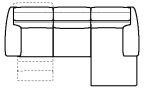
288cm / 113"



288cm / 113"

272+291+076+291+274

270cm / 106"



168cm / 66"

N50+291+049